

Hovenweep

National Park Service
U.S. Department of the Interior
Hovenweep National Monument



Junior Ranger Activity Book



Instructions

Becoming a Junior Ranger is a fun way to learn about Hovenweep National Monument.

To become a Junior Ranger complete the number of activities for your age group. Your parents are welcome to help and learn too. When you are finished, return the booklet to a ranger at the visitor center and receive your badge.

All Junior ranger participants must hike at least one trail at Hovenweep.



Ages 6 and under:

Complete **three** activities marked with the painted pot symbol.



Ages 7 to 9:

Complete **four** activities, **three** must be marked with the ruin symbol.



Ages 10 to 12:

Complete **five** activities, **three** must be marked with the arrowhead symbol.

Welcome

A thousand years ago, the ancestral Puebloan people, formerly called the "Anasazi," lived at what is now Hovenweep National Monument. "Anasazi" is a Navajo word meaning "ancient enemy." "Hovenweep" is a Paiute/Ute word meaning "deserted valley." Most archeologists believe that when they left this area, the ancestral Puebloans moved south where their descendants became the Hopi, Zuni and Rio Grande Puebloan peoples of today.



List the Hovenweep trail you chose to hike:

Parent's Initials: _____




Design your own Jar

The water jars shown below are called "ollas" (pronounced 'oy-yas'). The designs on pottery were often passed down from one generation to the next.

How would you decorate an olla for your family?

Draw your design on the empty jar.






Maze

The ancestral Puebloans stored their food in stone rooms called granaries. They were sealed tight to keep rodents out, but sometimes there were holes.

Can you help the chipmunk find the hole in this granary wall?






Connect the Dots

Petroglyphs and pictographs were left on canyon walls by the ancestral Puebloans. No one knows for certain what they mean.

Connect the dots to see a petroglyph.




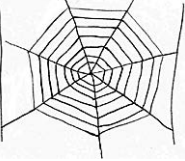

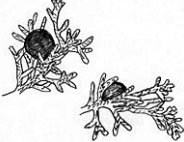














Bingo!

Circle the pictures of things you see during your visit to Hovenweep.


Can you circle a whole row?

 <p>Bird</p>	 <p>Canyon</p>	 <p>Chipmunk</p>	 <p>Spider Web</p>
 <p>Ranger</p>	 <p>Juniper Tree</p>	 <p>Deer Track</p>	 <p>Sagebrush</p>
 <p>Coyote Track</p>	 <p>Lizard</p>	 <p>Pinyon Pine Tree</p>	 <p>Ruin</p>
 <p>Yucca</p>	 <p>Rabbit Track</p>	 <p>Petroglyph</p>	 <p>Cryptobiotic Soil Crust</p>



What's wrong with this picture?

While visiting Hovenweep National Monument, there are activities that are illegal. In the drawing below, circle the activities that visitors are



activities the park encourages you to do and there are activities that are not allowed to do at hovenweep.





Word Search

The ancestral Puebloans ate a variety of foods. They farmed their own vegetables and gathered native plants. They hunted game and raised animals.

Find the names of some of the things they ate in the word search.

D R O H V P S P V S E T B D M K C S
B R Z A M B R I B G O U R D S V Q U
F W V N A L E N M J E R I A M R L N
K B W J K U P Y L S O K C M L A O F
G S I L M V C O R N K E E A P B Q L
J H L B E S X N B V P Y G R L B J O
X T D E E R Z N L G W S R A U I Q W
B O O A R S Q U A S H K A N E T A E
H K N N J R M T J N C Z S T Y S Z R
L M I S J C K S Y O R D S H G J L S
H K O U B I G H O R N S H E E P N E
P W N O Q O P G L E O A C P W Z I E
J U N I P E R B E R R I E S O E A D
B O C A C T U S F R U I T S D V Q S

Hunted/Gathered

Pinyon Nuts

Sunflower Seeds

Rice Grass

Juniper Berries

Cactus Fruits

Rabbits

Wild Onion

Deer

Amaranth

Bighorn Sheep

Farmed/Raised

Corn

Gourds

Beans

Squash

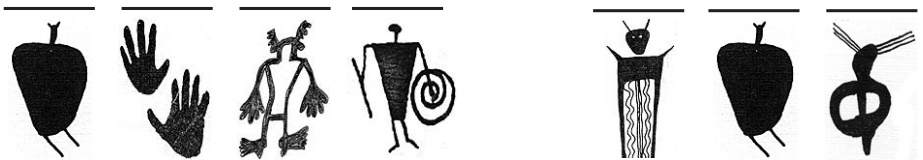
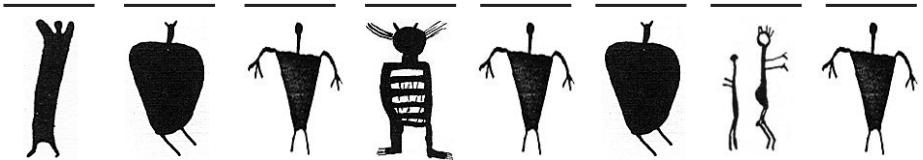
Turkeys



Crack the Code

No one truly knows why the ancestral Puebloans drew and carved on the rocks. People say rock art could be artwork, religious symbols, boundary markers or calendars.

Crack the code to get a message about rock art.



Rock art can be damaged very easily. When it is touched, oils from your fingers can create a harmful coating that attracts dirt and moisture. In the past, people have destroyed rock by tracing it with chalk, carving over it and even cutting pieces away. Rock art is a clue to what life was like long ago. If it is destroyed, we have no chance of learning its message.



True or False?

Can you find the answers to these questions? Look on the signs at the visitor center and in the park brochures.


Circle True or False:

- | | | |
|------|-------|---|
| True | False | 1. The residents at Hovenweep were efficient dry farmers. |
| True | False | 2. The ancestral Puebloans used check dams to bring moisture to their crops. |
| True | False | 3. The ancestral Puebloans lived at Hovenweep for over 500 years. |
| True | False | 4. It is alright to climb on or stand in the ruins. |
| True | False | 5. Hovenweep residents occupied their towers for a long time. |
| True | False | 6. The ancestral Puebloans left Hovenweep because there was too much water in the area. |
| True | False | 7. Hovenweep National Monument is made up of three separate units. |
| True | False | 8. Hovenweep National Monument was established in 1923. |
| True | False | 9. Hovenweep is a Paiute and Ute word meaning "deserted valley." |
| True | False | 10. No evidence remains of the ancestral Puebloan Civilization. |
| True | False | 11. Hovenweep residents were active traders with other cultures. |
| True | False | 12. Stronghold House was named for its fortress-like appearance. |



Crossword - Protect the Past

Test your knowledge about protecting archeological sites by completing the crossword.



Across

- _____ from your fingers could damage rock art.
- Trails are built in places where they will cause the least _____ to ruins.
- If you find an artifact, record its _____ carefully on a map.
- Never _____ on walls or structures.
- Never _____ on or cut into a rock art panel..
- Ruins are extremely _____.
- If you find an artifact, tell a _____.
- If you find an artifact, _____ it there.

Down

- _____ are the best souvenirs.
- _____ are prehistoric trash piles located below dwellings.
- _____ on the trail when hiking.
- Taking _____ home, prevents archeologists from learning about ancient people.
- Climbing on structures _____ them.
- Eating at a ruin can attract _____ which can damage the site.
- Near ruins, _____ are built where footsteps will do the least damage.



Observations

When archeologists research an area, they record everything they see, feel and smell.

Sit down along one of the trails and record your observations.

What do you see? Describe several things: _____

What do you hear? _____

What do you smell? _____

What is the weather like? _____

Imagine what life might have been like here during ancient times. Describe it. _____



Certificate of Completion

*has successfully completed the Junior Ranger Program at
Hovenweep National Monument and is now a*

JUNIOR RANGER

of the National Park Service.

Park Ranger

Date

Hovenweep

National Park Service
U.S. Department of the Interior
Hovenweep National Monument

