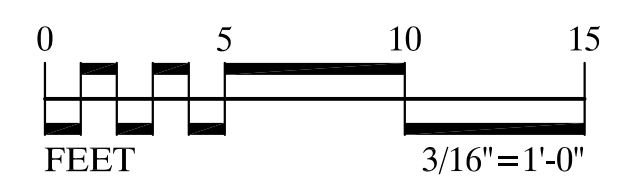
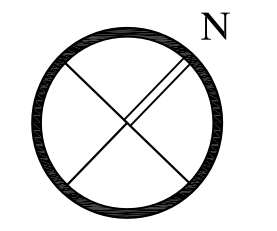
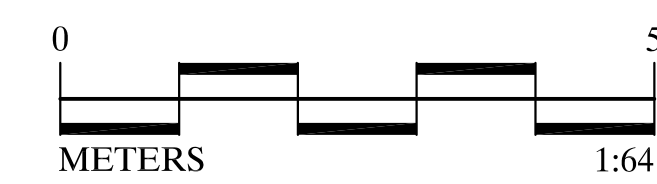


- SHORING TYPICAL
- MILITARY FORTIFICATION BRICK WORK (1853 - 1859)
- MILITARY PRISON INFILL BRICK WORK (1909 - 1912)
- NATIONAL PARK SERVICE CONCRETE WORK (2003 - 2014)



PARTIAL BASEMENT PLAN (THE CITADEL)
3/16"=1'-0" 1:64



NOTE: The room names on this plan reflect the original historic use. The dashed lines indicate military fortification features (1853-1859) derived from the historic plan and verified by physical evidence on site. This information was obtained from the following source: National Archives & Records Administration, Record Group 77, Drawer 95, Sheet 30