



# Junior Ranger Program Overmountain Victory National Historic Trail





Activity 1

# The Gathering has Begun!

It is September 1780, and Patriots from across the frontier are gathering to stop British Major Patrick Ferguson and chase him out of the backcountry. Choose your leader from the map (the names in yellow circles), sign your enlistment papers below, and learn what your terms of service are:

I, \_\_\_\_\_, under command of Colonel \_\_\_\_\_, agree to serve until completion of my service:

If 6 years old and under, I will visit 1 site of the OVNHT and complete 4 activities.

If under the age of 12, I will visit 1 site of the OVNHT and complete 7 activities.

If the age of 12 and over, I will visit 2 sites of the OVNHT and complete all activities.













Activity 2

# Sharp Eyes

Traveling through the frontier can be treacherous, especially if you are not aware of your surroundings. See how many complete “BINGO”s you can find while traveling along the OVNHT.

**Natural Resources** are things that occur in nature without the assistance of humans, such as trees, animals, and streams. These are the items that help create scenic views. Natural and cultural resources are protected by the National Park Service and other agencies.

 Deciduous Tree	 Stream	 Mountains
 Coniferous Tree	<b>FREE SPACE</b>	 Grasslands
 Crow	 Rabbit	 Butterfly

 Trail Marker	 Monument	 Structures
 Rail Fence	<b>FREE SPACE</b>	 Trash Bin
 Picnic Table	 Trails	 Historical Marker

**Cultural Resources** are things that tell the story of people. This can include monuments, signs, and buildings. See what you can find that tells these stories. Or find things that are built by people to help protect and enjoy the resources, such as tables and fences.



Activity 3

# Leave Your Record

The written records from those who traveled down the trail, such as journals and letters, are the main way we know what happened along the trail in 1780. The Overmountain Victory National Historic Trail is 330 miles long and includes plenty to experience as it stretches through four states.

Leave your own written record of what you experienced along the trail as you followed the footsteps of the Patriot frontiersmen!



What did you see?

---

---

---

---

---

---

---

---



What did you hear?



---

---

---

---

---


---

---

---



What did you smell?



---

---

---

---

---

---

---

---

---

---



What did you touch? Be CAREFUL!

---

---

---

---

---

---

---

---

---

---

Remember to leave protected natural areas the way you found them:  
Leave only footprints, take only memories



Activity 4

# Keep Your Powder Dry

As nearly 1,000 Patriots gathered to leave Sycamore Shoals, they received 500 pounds of gunpowder from Mary Patton. Mary was a local woman who learned how to make gunpowder from her father. This large amount of gunpowder was rare and precious on the frontier, and had to be kept dry if it was to be useful in the Patriot long rifles.

Mary's gunpowder was made of the three key ingredients of gunpowder, all found locally in the Overmountain settlements:



**1. Charcoal**  
(from baked hardwood)  
15% ( 0.15) of the  
finished gunpowder



**2. Sulfur**  
(from deposits in the  
soil)  
10% ( 0.1) of the  
finished gunpowder



**3. Salt Peter/  
Potassium Nitrate**  
(found in collections of bat  
feces in caves)  
75% ( 0.75) of the finished  
gunpowder.





After a lengthy process, the raw ingredients gathered by Mary Patton were turned into gunpowder, but only if mixed in the proper amounts in her kettles.



The formula for Mary's gunpowder was:

- 10% ( 0.1) sulfur,
- 15% ( 0.15) charcoal,
- 75% ( 0.75) salt peter.

If Mary is needing to make 500 pounds of gunpowder for the Overmountain Men, how much of each ingredient will she need? Use multiplication and percentages and show your work in the box below.

Example: If Mary was wanting to make 5 pounds of cornmeal, the ratio is 85% (0.85) corn and 15% (0.15) salt:

$$5\text{lbs} \times 0.85 = 4.25 \text{ pounds corn} \quad 5\text{lbs} \times 0.15 = 0.75 \text{ pounds salt}$$

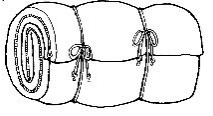


Activity 5

# Pack Light and Move Fast

Each frontiersman had to carry what he needed to survive the wilderness and fight in battle. See if you can find all the items needed to continue traveling through this book and down the trail!

Blanket Roll



Shot Pouch



Hatchet



Powder Horn



Long Rifle







Activity 6

# Decoding the Message

Use a brochure for the OVNHT to decode the clues and see where Patrick Ferguson has made camp!

LIMATII

					1★	
--	--	--	--	--	----	--

(Hint) Army or fighting force

SIBHRTI

			9★			
--	--	--	----	--	--	--

(Hint) Loyalist and Tory Allies

SILYSLATO

	6★		10★					
--	----	--	-----	--	--	--	--	--

(Hint) Sided with the British

BLAPLMEC

		5★					
--	--	----	--	--	--	--	--

(Hint) Commander of Overmountain Men

GURFNESO

			3★	7★			2★
--	--	--	----	----	--	--	----

(Hint) Led the Loyalists

VESEIR

4★			11★		
----	--	--	-----	--	--

(Hint) 1st Governor of Tennessee

CALNILROWS

			8★						
--	--	--	----	--	--	--	--	--	--

(Hint) British Commander in the south

FOLLEGNIR

		12★					
--	--	-----	--	--	--	--	--

(Hint) Patriot firearm

Now that you have un-scrambled the words, find the letters that have stars. To decode the message below, put each starred letter into its numbered box.

K 

--	--	--	--

--	--	--	--	--	--	--	--	--	--	--	--

  
1 2 3 4 5 6 7 8 9 10 11 12



Activity 7

# Many Paths to One Battle

The Overmountain Men were just one of the groups who took part in the pursuit of Patrick Ferguson. All along the trail, groups of Patriot militia joined the growing force of fighters:

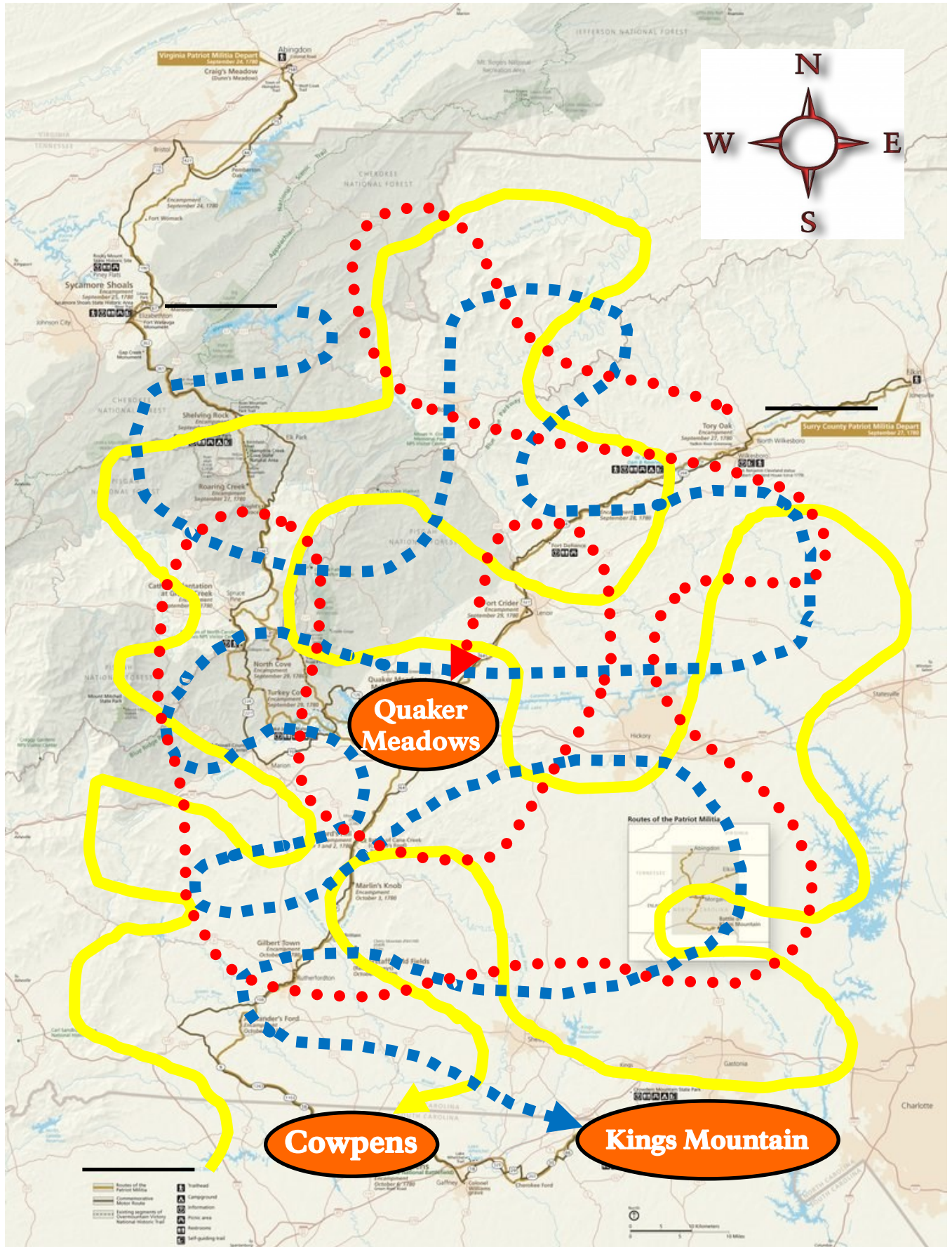
Patriots from North Carolina's Yadkin Valley met the Overmountain Men at Quaker Meadows on September 30th,

A large force of North and South Carolinians joined the army at the Cowpens on October 6th,

Even men from Georgia caught up with the army and helped chase Ferguson and his Loyalists.

Below are the names and stories of young Patriots who joined the growing army as it traveled down the trail. Using their stories, find which trail each needs to follow to join the Overmountain Men and pursue Patrick Ferguson. Place their letter in the open spot at the start of each trail.

- A. Thomas Price  
14 years old, came from the western frontier under Colonel Shelby and traveled all the way to Kings Mountain.
  
- B. William Conner  
15 years old, came with Major Winston from North Carolina and joined the army at Quaker Meadows.
  
- C. Joel Darcy  
15 years old, came from Georgia to assist Colonel Williams and met the Patriot force at Cowpens.





Activity 8


# Friend or Foe?

Once the Overmountain Men and other Patriots surrounded Patrick Ferguson and the Loyalist camp, it was important to tell the two sides apart. Most men wore no uniforms, but placed identification in their hats:

- The Patriots, also called “Whigs,” wore pieces of white paper in their hats.
- The Loyalists, also called “Tories,” wore sprigs of evergreen branches in their hats.



Can you find and circle 5 Loyalists on the battlefield below?





Activity 9

# Long Rifle or Musket?

Historians believe that one of the reasons the Patriot militia defeated the Loyalists at the Battle of Kings Mountain was the use of their long rifles. Many of the Loyalists carried muskets. Below are some pros and cons for each weapon.

Using skip counting, multiplication, or division, complete the statement in each block. Does your “militia math” pass muster? Compare these two firearms. Which would you rather carry into battle?

Check your choice.

Which would you use?  
\_\_\_\_\_ Long Rifle  
\_\_\_\_\_ Musket

## ACCURACY

Long Rifle	200 yards
Musket	50 yards

The long rifle fired accurately \_\_\_ times as far as the musket.

## SPEED

### Rounds Per Minute

Musket	3
Long Rifle	1

The British musket could fire \_\_\_ times faster than the long rifle.

## COST

### Bullets per pound of lead

Long Rifle	36
Musket	12

Patriots could get \_\_\_ times as many rifle balls as the Loyalists could for the musket.





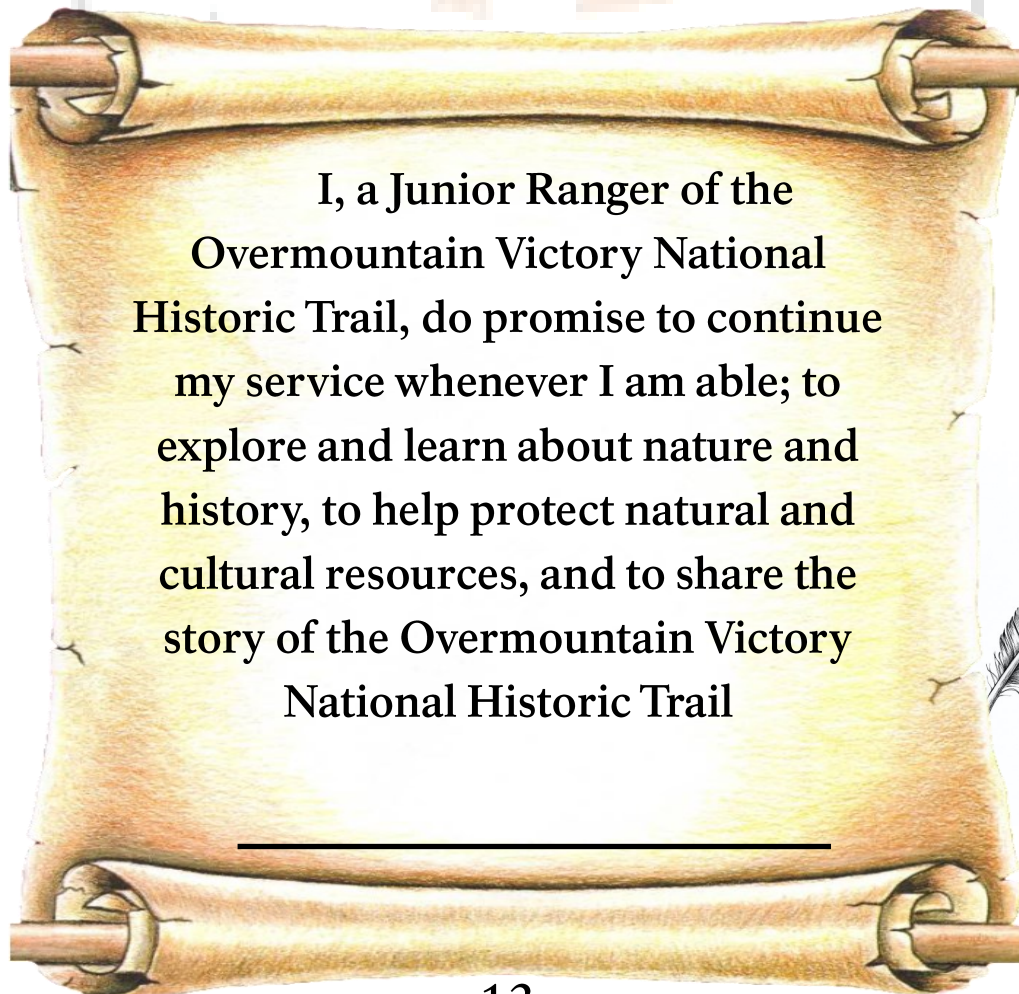
# Overmountain Ranger Service Record

Check off the activities that you have completed.

- Activity 1– The Gathering Has Begun!
- Activity 2– Sharp Eyes
- Activity 3– Leave Your Record
- Activity 4– Keep Your Powder Dry
- Activity 5– Pack Light and Move Fast
- Activity 6– Decoding The Message
- Activity 7– Many Paths to One Battle
- Activity 8– Friend or Foe?
- Activity 9– Long Rifle or Musket?

and

- Visit a historic site along the OVNHT



I, a Junior Ranger of the  
Overmountain Victory National  
Historic Trail, do promise to continue  
my service whenever I am able; to  
explore and learn about nature and  
history, to help protect natural and  
cultural resources, and to share the  
story of the Overmountain Victory  
National Historic Trail



**Overmountain Victory  
National Historic Trail  
Junior Ranger Program**



**Certificate of Completion**

\_\_\_\_\_

**has successfully completed the requirements to be awarded the status of  
Junior Ranger  
with the Overmountain Victory National Historic Trail**

\_\_\_\_\_ **Park Representative**

\_\_\_\_\_ **Date**





**Overmountain Victory National Historic Trail**  
338 New Pleasant Road  
Gaffney, South Carolina  
29341