

Redwood Creek Dispersed Camping

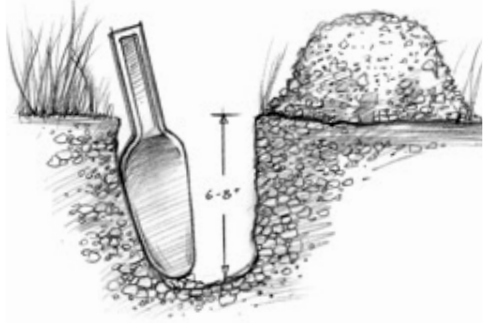


Dispersed, undeveloped tent camping on Redwood Creek gravel bars is allowed by permit.

Camping along Redwood Creek



Proper food storage required



Bury human waste or pack it out



Prepare for stream crossings



High creek flow hazards year-round

Camper Checklist: What You Need to Know



Designated Sites

- Dispersed tent camping is permitted only on Redwood Creek gravel bars upstream of McArthur Creek and no closer than ¼-mile from Tall Trees Grove.
- Maximum group size is eight (8) people; larger groups require multiple permits and must camp at least ¼-mi. apart.
- Limited permits issued for overnight use of Redwood Creek—max. 50 people per day.



Access (distance to nearest gravel bar camping location in parenthesis)

- **When parking at any trailhead, secure items of value and keep them out of sight; better yet, leave them at home! Lock vehicle doors, roll up windows, and engage anti-theft devices.**
- Redwood Creek Trailhead (~1½ miles to camp); **Note: Frequent vehicle break-ins at trailhead parking area.**
- Tall Trees Trailhead (~2 miles to camp).
- Dolason Prairie Trailhead, via Dolason Prairie and Emerald Ridge Trails (~5 miles to camp).
- Orick Horse Trailhead at Orick Rodeo Ground (~6 miles to camp).
- Hiker access only—dispersed gravel bar camping **not** permitted for bicycles, horses, and/or pets.
- **Redwood Creek may be impossible to cross during the rainy season and/or during high flow stages; two bridges over Redwood Creek are only in place seasonally, usually June–September.**




Disposal of Garbage and Human Waste

- Pack out solid human waste **or** bury in “cat-hole” at least 6 inches deep in soil (not leaf litter), and at least 200 feet from any water source, campsite, or trail; pack out all toilet paper.
- Pack out all trash/garbage.
- Wash dishes (or yourself) at least 200 feet away from any water source.



Food and Garbage Storage

- Store food, garbage, cooking gear, and all odorous items in one of two ways:
 1. Suspended at least 10 feet above ground and 4 feet horizontally from tree trunk; **or**
 2. Secured within a bear-resistant canister.



Never Feed Wildlife (that includes birds, too!)

- It's illegal, and dangerous to you, other humans, and the fed animal.
- Keep a clean camp, store food and other smelly items responsibly, and properly dispose of all garbage—even crumbs!



Water

- No treated water source available—pack in water or bring water filter/purifier.
- Drink filtered/purified water from Redwood Creek tributaries, not from the main channel itself.



Fires and Firewood

- Under normal conditions, fires are permitted on Redwood Creek gravel bars.
- Up to 50 lbs. of dead and downed wood per day per campsite may be collected from gravel bars.
- Never leave fires unattended.
- When leaving, extinguish fires and dismantle completely; bury with sand and/or gravel, leaving no visual evidence of fire behind.

Stop the Invaders!

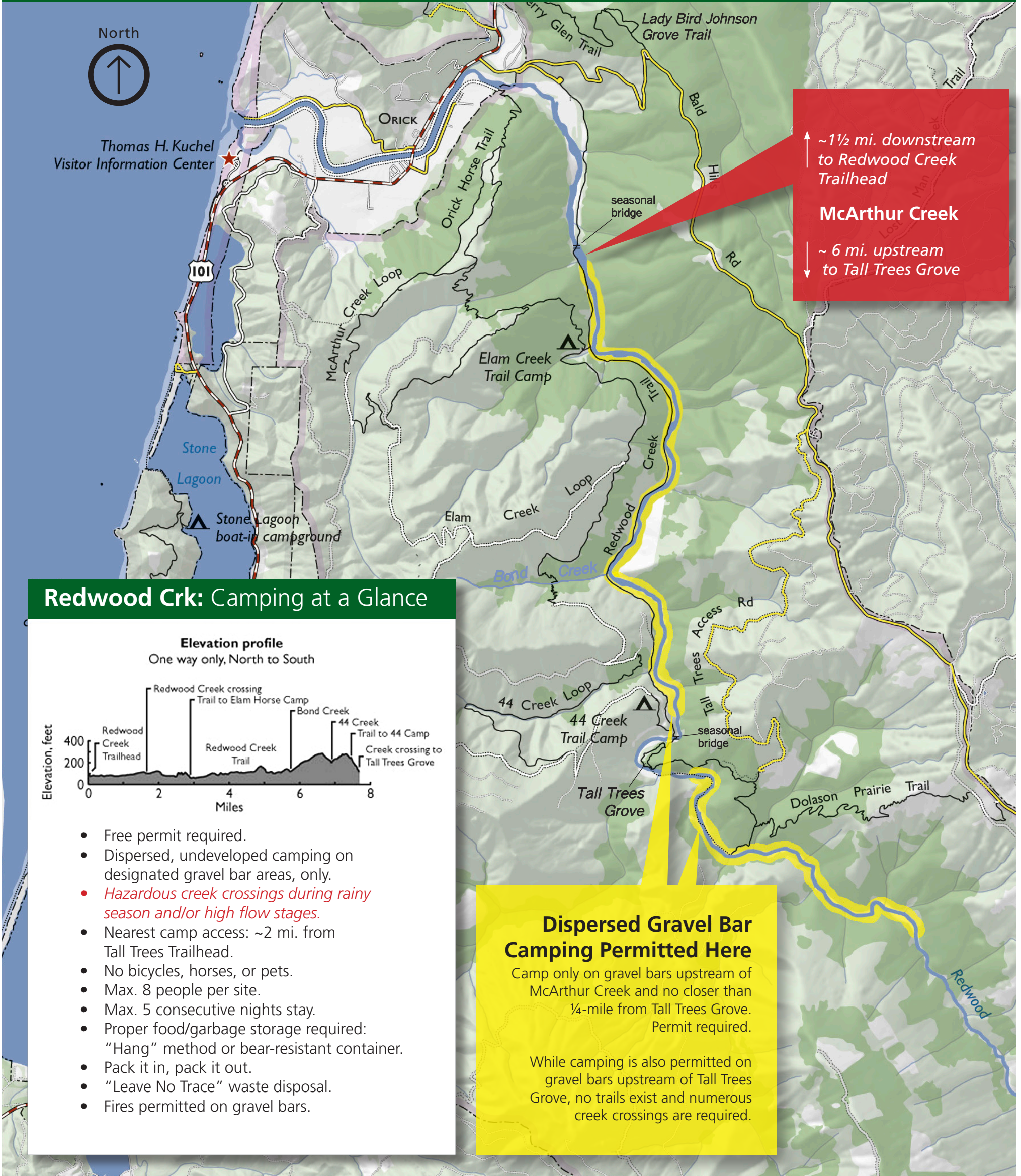
You can help prevent the spread of non-native diseases and plants in the Redwood Creek Watershed.

Fortunately, most of these harmful invaders can't travel upstream into our pristine parkland. Let's keep it that way! Do your part to minimize the transport of mud, plants, and fungi to exotic locales:

- Clean your boots before hiking in and around Redwood National and State Parks.
- Clean your boots before and after hiking any trail in the Redwood Creek watershed.
- Stay on established trails.
- Clean your boots before and after hiking through any creek or stream in the Redwood Creek watershed.




Redwood Creek Map



Camp Activities



Hike to Tall Trees Grove



Swimming holes



Fishing (by CDFG regulations)



Relax creek-side