

# Family Field Trip

## Native American Life in the Rocky Mountains

National Park Service  
U. S. Department of the Interior

Rocky Mountain National Park  
Colorado



### Plan and Prepare:

Always follow the guidance of the CDC, local and state authorities when planning your activities. Check the [current road and weather conditions](#) in the park and be prepared for the weather. Download a map of the park [here](#).

### Respect Wildlife:

Watch wildlife from a distance. Never feed animals.

### Dispose of Waste Properly:

Use restrooms or step away from the trail and bury waste at least 6 inches deep. Carry out all trash including toilet paper.

### Leave What You

#### Find:

This includes rocks, pinecones, and flowers.

### Be Considerate of Other Visitors:

Share the trail and use quiet voices.

Welcome! This family field trip guide provides an opportunity for parents and their students explore their neighborhood and connect learning to Colorado State Educational Standards. While each activity is listed as a specific grade level, the whole family can participate. Parents are encouraged to read the additional resources and bring the materials listed so that they can support their students' learning.

#### Supported Grade Level Standard: Social Studies - 4th Grade - History 1.1

*"Understand the nature of historical knowledge as a process of inquiry that examines and analyzes how history is viewed, constructed, and interpreted."*

**Duration:** Estimated 60 minutes

**Location:** Moraine Park

**Materials:** One stick, two rocks, a healthy imagination

**Engage:** Ask your students to tell you how they currently get food and clothing. Have them stop, take a deep breath, and look all around. What resources would your students need to live (food, water, shelter)? Could they make all the tools and items that they would need out of the natural items found here?

**Explore:** Have the students explore their surrounding natural area and pick up two rocks and one stick of their liking. After exploring, have the students examine their rocks and stick and imagine that there are bison grazing in front of them. Have the student share three ways that Native Americans might have used the stick and rock to hunt the bison. Ask the students what skills they would need to make the stick and rocks into a bow and arrow.

**Explain:** Paleo-Indians and Native Americans have been traveling through and living in the Rocky Mountains for over 11,000 years. Within the past few centuries, Ute and Arapaho tribes hunted bison for food and formed communities here. These tribes used what they found in nature in order to survive and thrive. There were no stores. Everyone used hunting and gathering skills to make their clothing, homes and food.

Use the attached guide to help the students uncover clues about how Native Americans used their natural landscape. Use the rocks and stick as an example of how resources can be used as tools. Have the student identify which resources were used in each cultural item.

**Elaborate:** Have the students discuss the items on the attached guide and relate them to similar resources in their own lives. Ask the students to describe the work they think it took to make these items. Identify three items used to hunt bison. The Ute and Arapaho tribes continue to honor bison in their practices and ceremonies today.

**Evaluate:** Discuss how these cultural items were used long ago, and if we continue to use similar resources today. Do we continue to depend on rocks, sticks, streams and animals to meet our needs? Identify at least one way that we can use our knowledge of our collective history in order to live in a sustainable way today.

#### Additional Resources:

[Rocky Mountain National Park: a History](#)

[Native American Tribes in Rocky Mountain National Park](#)



# Neighborhood Field Trip

## Native American Life in the Rocky Mountains

National Park Service  
U. S. Department of the Interior

Rocky Mountain National Park  
Colorado



### How Native Americans Use Nature in Living



Bison/Animals



Hides for Ute Tipi's



Storytelling on Hides



Clothing



Shoes



Decoration



Stream



Fish



Freshwater Mollusks



Rocks



Drinking Water




Clay for Pottery



Stick/Grass




Wickiup



Log Home



Basketry



Tools



Bows/Arrows



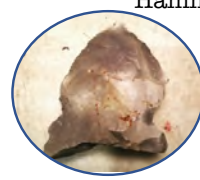
Rock



Hammer Stone



Hand Axe



Projectile Point



Folsom/Clovis Points



Pestle