





## FIND YOUR PARK




# Instructions & Activity Checklist



## Instructions:

- 1) To receive your Jr. Ranger badge and certificate, you must complete at least four activities in this book.
- 2) Once you have completed your activities, find a park ranger and ask them to review your book.
- 3) Take the Jr. Ranger pledge and receive your badge and certificate.



## Activity Checklist

- Dinosaurs at the Water Shops
- The Eagle and the Armory
- Connect the Dots
- Notes to Soldiers
- Flintlock Maze
- NPS Arrowhead

# Welcome!



## Welcome to Springfield Armory National Historic Site!

You are in a special place. Springfield Armory is one of the over 400 sites of the National Park Service that helps protect some of our most historic and natural treasures in the United States.

President George Washington founded Springfield Armory in 1794 to ensure soldiers were equipped with effective weapons to protect the young nation. Thousands of men and women worked at the Springfield Armory between 1794 and 1968 providing firearms for American soldiers from the War of 1812 through the Vietnam War.

The need for new and improved machines and production sparked a wave of innovation in Springfield and throughout the Connecticut River Valley. New ways of shaping wood and metal developed at Springfield Armory revolutionized manufacturing and spread worldwide to many other products such as sewing machines, bicycles, and cars.

As you explore Springfield Armory National Historic Site, imagine yourself in this place at some point over the last 225 years. What role would you play: Commanding Officer, Inventor, Factory Worker, Soldier, Park Ranger?

Thank you for becoming a Junior Ranger!



*Kelly Fellner*



Kelly Fellner,

2

Superintendent

# Dinosaurs at the Watershops

When the water shops were being built, they found some unusual bones. Eventually, they were identified as bones from a dinosaur called Anchisaurus. This dinosaur was fairly small. It was only about six feet long and weighed around 60 pounds. Using the illustration below as a guide, draw a Anchisaurus!



Want to learn more about dinosaurs?

Check out the Springfield Museum in downtown Springfield! Ask a park ranger for more details and directions.



# The Eagle and the Armory

The bald eagle image is stamped on firearms manufactured by the military representing our nations' freedom and strength. Fill in the blanks in the paragraph with the words from the word bank on top and learn about eagles.

TALONS	SPECIES	MILES
EAGLES	FEATHERS	FREEDOM
BALD	EYESIGHT	DIVE



Throughout the world, \_\_\_\_\_ are considered living symbols of power and \_\_\_\_\_. There are more than 60 different \_\_\_\_\_ of eagles. They have powerful \_\_\_\_\_ similar to a claw to help them catch their prey. Eagles have great \_\_\_\_\_ that enables them to see up to one and a half \_\_\_\_\_ away. They can \_\_\_\_\_ at 100 miles per hour. There are approximately 7000 \_\_\_\_\_ on an eagle. \_\_\_\_\_ eagles are the national symbol of the United States.



Ask a park ranger for the lockplate stamp.

# Connect the Dots

The Black Walnut tree is one of the largest hardwood trees found in the United States. Springfield Armory used the wood of black walnut trees to make gun stocks for over a hundred years.

Workers used black walnut because the wood is strong, easy to work and the tight grain of the wood makes it water resistant, a good feature when fighting in wet weather.



Most gun stocks were manufactured in the same way, beginning as a blank, like the one you see on this page. Line up the pages and connect the dots below to see what the stock looked like.


To learn more about the woodworking process, check exhibit case #11 on the Industrial side of the museum floor.



# Notes to the Soldiers

During World War Two, many of the men who worked at the armory joined the Army and were replaced by women workers called Women Ordnance Workers or WOWS.

Sometimes they wrote notes of encouragement to soldiers and put them in the end of the gun (stock).



Take a minute to write a message to a soldier. Some examples are - "Come back soon" and "thanks for fighting for us."



# Flintlock Maze

The Flintlock Musket was the first firearm made at the Springfield Armory. The design was copied from a French musket used by American soldiers during the Revolution. Learn more about it by going to case #32 and watching the *Flintlock in Action* video.



Ranger Rich checks a Flintlock Musket before a firing demonstration.



# NPS Arrowhead



How do you know you are in a place that is cared for by the National Park Service? Look for the Arrowhead! You could find it on signs, buildings, or even park rangers. The arrowhead is a symbol of everything we protect.

Draw a line between the parts of the arrowhead and what they represent.

History

Recreation

Plants

Animals

Landscapes



Sequoia  
Tree



Mountain



Bison





Arrowhead



Lake

## Park Passport Stamps

Make your trip to Springfield Armory National Historic Site official! Participate in the park stamp program. Ask a ranger to show you the official park stamps and stamp them here!



# Congratulations!

Congratulations on becoming a Springfield Armory Junior Ranger!

You have joined thousands of other kids around the country who have completed the Junior Ranger program in our National Parks.



Now that you have finished learning about Springfield Armory NHS ask a Ranger for your certificate and Junior Ranger badge. Be proud to take the Junior Ranger Pledge.

When you get home, be sure to share the information you learned with your family and friends!

## Be a WebRanger!



Now you can become a Junior Ranger at home or at a national park. You will be a member of a growing group of young people who are interested in the world around them and involved with their nations heritage... The WebRangers!

Experience Your America!

Springfield Armory National Historic Site  
One Armory Square, Suite 2  
Springfield, MA 01105  
(413) 734-8551



*ACKNOWLEDGEMENTS:*

Activities and content by Park Rangers Susan Ashman, Melanie Hankins, and Jennifer Zazo-Brown and Park Volunteer Matt Villamaino.

Layout and design by Matt Villamaino.

Soldier illustrations by John Kwaitkowski

Dinosaur comparison illustration by Conty

Anchisaurus illustration by Jordan T. West

Tyrannosaurus Rex picture by Katie Craig

Black walnut illustrations by Jennifer Zazo-Brown

All other images and illustrations, Springfield Armory NHS archives